



**INFRALOGIC2 Control**  
State-of-the-Art technology with worldwide accessibility via the IL2 App

**ALL-GLASS FRONT WALL**  
Non-claustrophobic feel with a clean, contemporary look

**ELEGANT LED LIGHTING**  
Valance and under-bench that won't overwhelm the mood in your sauna

**FULL-SIZED SIDE LEG EMITTERS**  
For maximum lower extremity exposure to healthy FIR heat energy

**MATTE BLACK METALLIC FLOOR EMITTER**  
For total head-to-toe contact with the high-output CarbonFlex™ FIR emitters

**BLUETOOTH SOUND SYSTEM**  
State-of-the-Art sound with heat-resistant speakers. Just pair with your BT-ready device

**WALL-TO-WALL IR COVERAGE**  
No hot and cold spots here! Total immersion in the highest output of Low EMR & Low EF FIR heat energy in the industry

**COMBINATION DOOR HANDLE**  
It's a door handle, a tablet/phone holder, AND a towel bar all in one!

**IN-BENCH FIR EMITTER**  
The only FIR sauna in the industry with this feature!

**CANADIAN HEMLOCK INSIDE & OUT**  
Responsibly harvested sauna wood sealed with bio-friendly furniture grade finish



15-amp standard outlet required



Seating for up to 2 people



**ETL LISTED FOR SAFETY**  
Your peace-of-mind where you and loved ones are concerned



**INFRALOGIC2 Control**  
Set your infrared sauna to be hot and ready to go when you are – from anywhere!

**S-820 Specifications**

**Technical**

15-amp 120v. Standard Plug-in  
47-3/4"W x 40"D x 76.5"H  
Weight (approx.) – 345 lbs

**Construction**

Clear Canadian Hemlock construction  
CarbonFlex™ Low EMR/Low EF Heating System  
"Pin-and-Hook" wall locking system

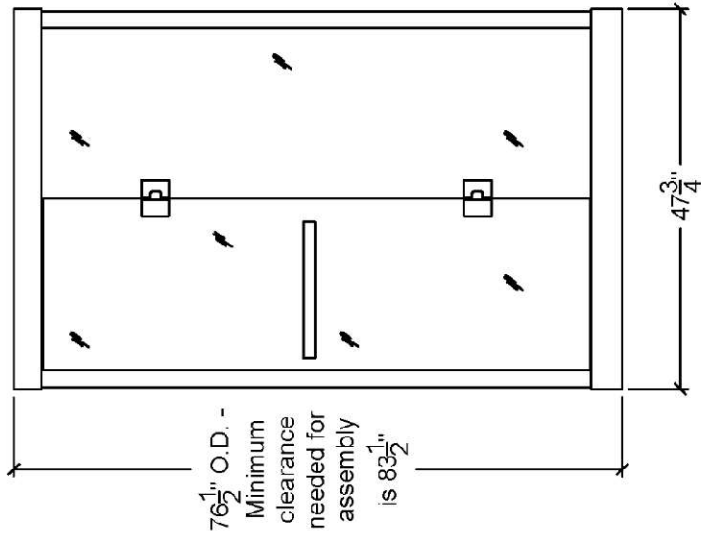
**Warranty**

IR Emitters – 5 Years  
Wood Cabinet – 5 Years  
Controls – 5 Years

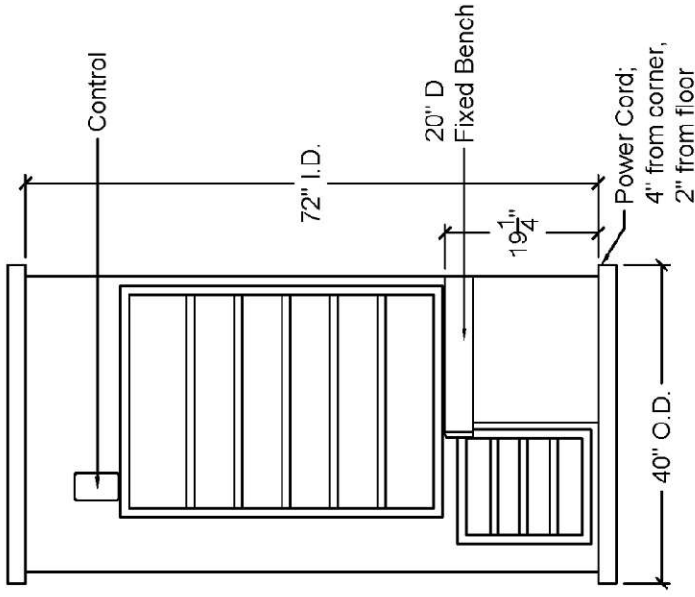
Sauna Model:	S820
Version:	V4
P/N:	9804-432
Heater Model:	CarbonFlex IR
Control Type:	SL2-WiFi
Voltage:	120
Phase:	1
Amps:	15
Watts:	1800
Cord Length:	6'
Ext. Wood:	Canadian Hemlock
Int. Wood:	Canadian Hemlock
Door Type:	All-Glass Bronze Tint
Door Dimensions:	21-5/8"x68-3/4"
SQ. Footage:	10.9
CU. Footage:	65.4
Lighting Type:	Under Bench/Valance
Largest Panel Size:	47-3/4" x 76-1/2"
Drawing Rev. Date:	4-27-2022
Shipping Weight (Approx.):	420 lbs Palletized (in lbs)

\* SAUNA360 reserves the right to make changes to these measurements from time to time without notice

EXTERIOR FRONT WALL



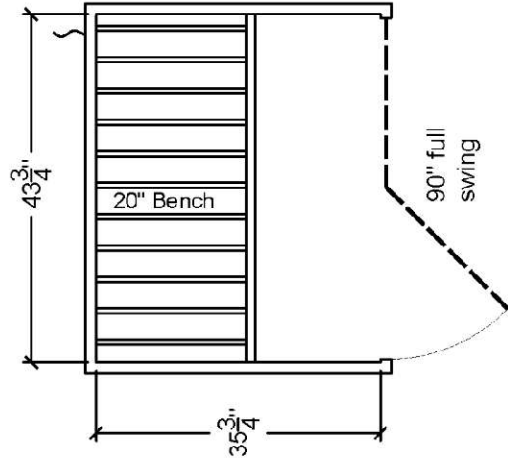
INTERIOR LEFT WALL



PHOTOGRAPHIC VIEW

Customer Approval:

**Freestanding/Panel-Built sauna**



TOP DOWN VIEW (w/ Interior Measurements)