



INFRALOGIC2 Control
State-of-the-Art technology with worldwide accessibility via the IL2 App

ALL-GLASS FRONT WALL
Non-claustrophobic feel with a clean, contemporary look

ELEGANT LED LIGHTING
Valance and under-bench that won't overwhelm the mood in your sauna

FULL-SIZED SIDE LEG EMITTERS
For maximum lower extremity exposure to healthy FIR heat energy

MATTE BLACK METALLIC FLOOR EMITTER
For total head-to-toe contact with the high-output CarbonFlex™ FIR emitters


BLUETOOTH SOUND SYSTEM
State-of-the-Art sound with heat-resistant speakers. Just pair with your BT-ready device

WALL-TO-WALL IR COVERAGE
No hot and cold spots here! Total immersion in the highest output of Low EMR & Low EF FIR heat energy in the industry

COMBINATION DOOR HANDLE
It's a door handle, a tablet/phone holder, AND a towel bar all in one!

IN-BENCH FIR EMITTER
The only FIR sauna in the industry with this feature!

CANADIAN HEMLOCK INSIDE & OUT
Responsibly harvested sauna wood sealed with bio-friendly furniture grade finish



20 amp dedicated breaker & outlet required



Seating for up to 3 people



ETL LISTED FOR SAFETY
Your peace-of-mind where you and loved ones are concerned



INFRALOGIC2 Control
Set your infrared sauna to be hot and ready to go when you are – from anywhere!

S-830 Specifications

Technical

20-amp 120v. Dedicated Plug-in
71-3/8"W x 42-1/2"D x 76-1/2"H
Weight (approx.) – 500 lbs

Construction

Clear Canadian Hemlock construction
CarbonFlex™ Low EMR/Low EF Heating System
"Pin-and-Hook" wall locking system

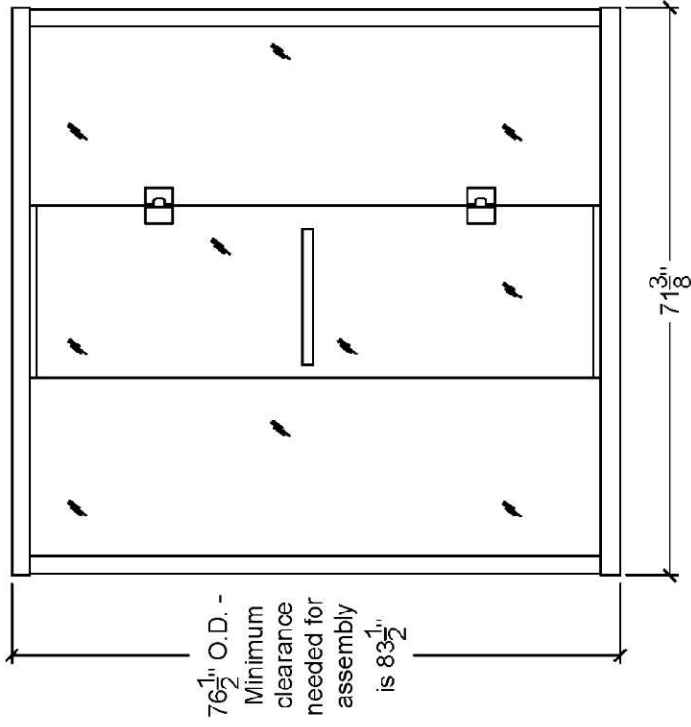
Warranty

IR Emitters – 5 Years
Wood Cabinet – 5 Years
Controls – 5 Years

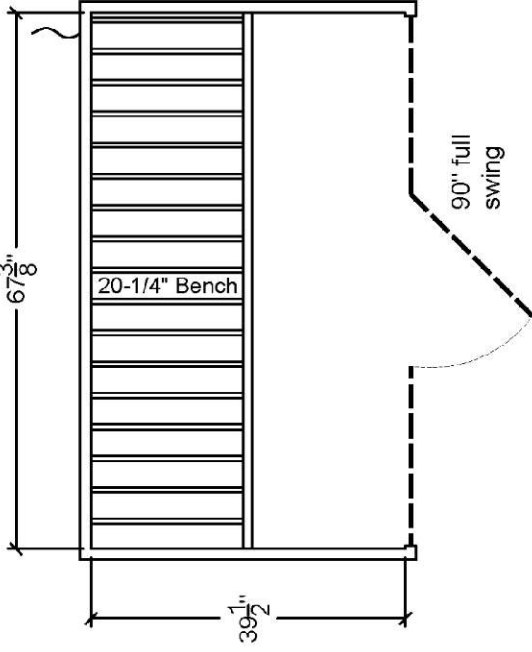
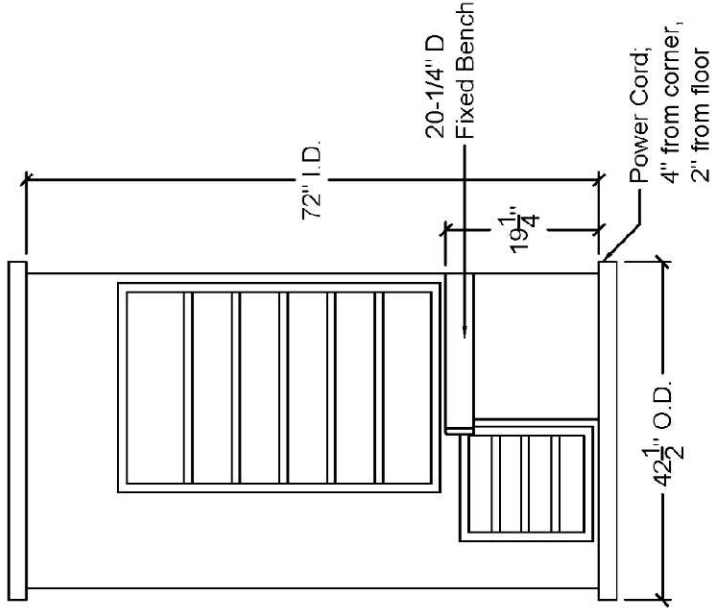
Sauna Model:	S830
Version:	V4
P/N:	9804-434
Heater Model:	CarbonFlex IR
Control Type:	SL2-WiFi
Voltage:	120
Phase:	1
Amps:	20
Watts:	2400
Cord Length:	6'
Ext. Wood:	Canadian Hemlock
Int. Wood:	Canadian Hemlock
Door Type:	All-Glass Bronze Tint
Door Dimensions:	21-5/8" x 70"
SQ. Footage:	18.5
CU. Footage:	111
Lighting Type:	Under Bench/Valance
Largest Panel Size:	42-1/2" x 76-1/2"
Drawing Rev. Date:	4-27-2022
Shipping Weight (Approx.):	575 lbs Palletized (in lbs)

* SAUNA360 reserves the right to make changes to these measurements from time to time without notice

EXTERIOR FRONT WALL



INTERIOR LEFT WALL



TOP DOWN VIEW (w/ Interior Measurements)



PHOTOGRAPHIC VIEW

Customer Approval: